

Elliott Wave Theory by Bitcoin Trend and Forecast

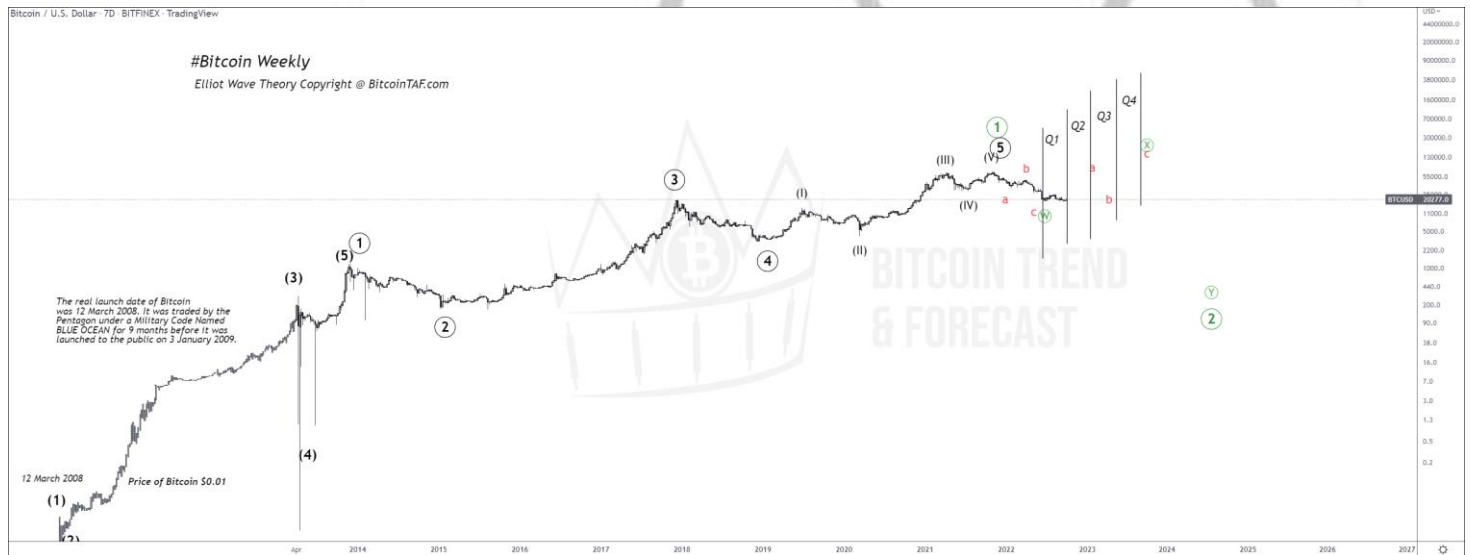
6 October 2022

Expect 2 to 3 Reports per week

Currently in this report:

1. Bitcoin
2. Ethereum
3. Cardano ADA
4. ETC, 5. Litecoin
6. LUNA Classic
7. RSR
8. XRP

Overall view of Bitcoin since inception on 12 March 2008.



1. Bitcoin Daily: Similar to Ethereum, Bitcoin is in the process of starting the upcycle with an impulse wave 1-2-3-4-5. It is yet to see if the WXY theory holds, and if it does, we will see an upcycle shortly with Bitcoin breaking \$22K.



Bitcoin 4 Hour: Overnight we saw Bitcoin price movement to \$20225 which is positive. We are still yet to confirm the break upwards towards EW Point 1.

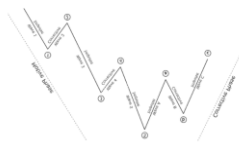


2. Ethereum Daily: From the November 2021 top we had a complex WXY downwards. 19 September 2022 appears to be the low and also the end of the ABC corrective wave. We now have an intermediate smaller impulse wave forming for 1-2-3-4-5 top. Leg 1 of this 5-wave theory has started. The tentative top for ETH should be the \$2323 range.



Ethereum 4 Hour: The correction ABC is holding thus far. A break upwards past \$1470 will resemble the start of the next impulse wave 1-2-3-4-5. \$1250 remains an exit point and a possible further decline. The C leg must hold and if it breaks, we could have a further correction down towards \$1150. ETH is trading above the black channel which is positive. Notice the abcde pattern resulted in a break upwards by ETH overnight.





3. ADA Daily: 12 May 2022 indicates the low of the ABC from the top of 2 September 2022. There is a consolidation and bottom reversal showing in the form of a bullish pennant and if this holds, we should see the formation of a break upwards to start the EW 1-2-3-4-5 impulse waves as indicated. A break to the downside below the 12 May 2022 low is a negative sign.



ADA 4 hour: A break upwards into 0.5 range may resemble the start of the impulse wave 1-2-3-4-5



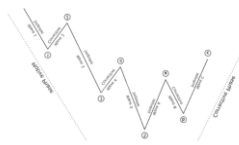


4. ETC Daily: Having already produced 262%, the next impulse wave should start with a break upwards into the \$36 range.



ETC 4 hours: Impulse wave (i) to start.





5. #Litecoin Daily: The sideways impulse wave started on 15 June 2022 and was completed on 13 September 2022. The ABC corrective wave is complete and an upside is expected if this pattern holds true. To the upside, point 5 remains \$93 short-term.



#Litecoin 4 Hour: The ABCDE channel is complete. We are waiting for a spike upwards to start the first impulse wave. Notice overnight how LTC broke above this ABCDE channel.



6. #LUNC Daily: Possible 729% incoming. Wave 1 of impulse waves 1 to 5 is complete. Possible lower low coming and then a vertical spike (note the retracement fib towards 61.8%). Leg 3 of the impulse wave should/could be the fastest most powerful move.



#LUNC 4 hours: Short impulse wave (I) to (V) is complete. ABC corrective wave in progress.



7. #RSR Daily: Corrective Wave abc in progress.



#RSR 4 Hour: Corrective Wave abc in progress.



8. #XRP Daily: Corrective wave abc in progress.



#XRP 4 Hour: Corrective wave abc in progress.



End of report

You can find the Elliott Wave Algorithm Charts Theory here:

<https://bitcointaf.com/product/elliott-wave-algorithms-and-sequences-introduction-tutorial-videos>